

**A MECHANISTIC STUDY OF THE FK-506 TRICARBONYL SYSTEM
REARRANGEMENT: SYNTHESIS OF C.9 LABELED FK-506**

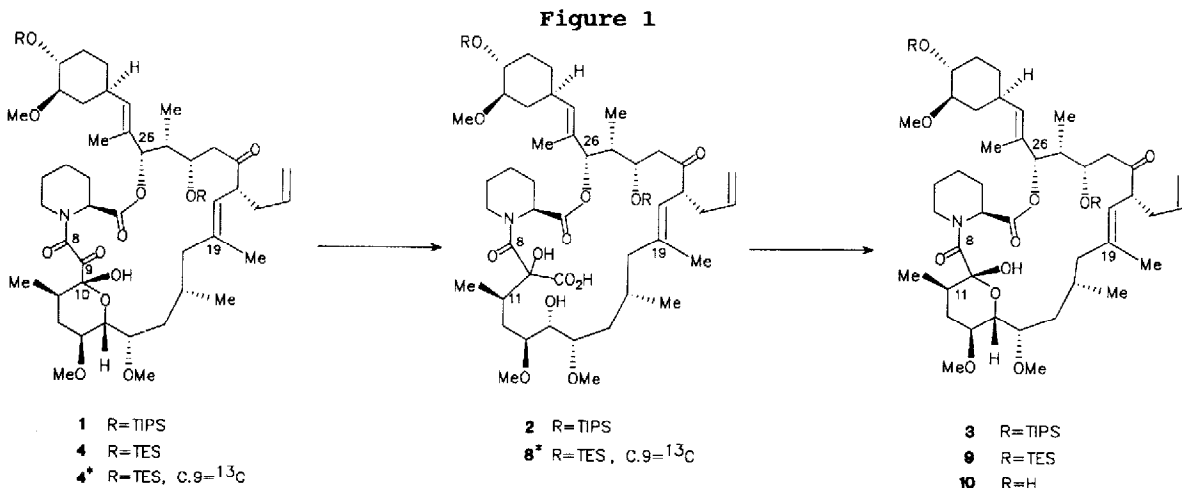
D. Askin*, R.A. Reamer, Daisy Joe, R.P. Volante and I. Shinkai

Department of Process Research
Merck Sharp & Dohme Research Laboratories
P.O. Box 2000, Rahway, New Jersey 07065

Abstract: Hydroxide mediated benzilic acid rearrangement of a C.9-¹³C labeled FK-506 derivative gave 97% rearrangement thru a C.8→C.10 acyl shift mechanism.

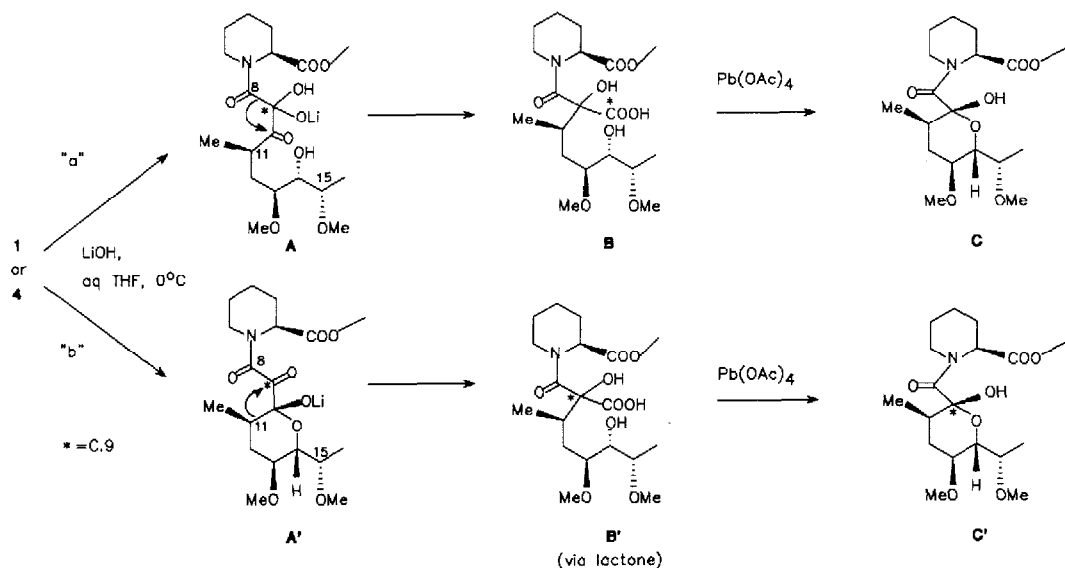
Recently, we reported a facile hydroxide mediated benzilic acid rearrangement of the FK-506 tricarbonyl system¹. Treatment of the bis-triisopropylsilyl (TIPS) ether derivative of FK-506 (**1**) with 1 equivalent of lithium hydroxide at 0°C afforded the rearranged hydroxy-acid **2** (Figure 1). Lead tetraacetate mediated decarboxylation then gave the nor-C.9-FK-506 derivative **3** in high overall yield. Due to the extremely facile nature of the rearrangement, coupled with the intriguing possibility that the reactive tricarbonyl system may be responsible for the remarkable biological activity of FK-506², we set out to investigate the nature of the bond reorganization.

Our original speculation concerning the rearrangement mechanism was in accord with similar bond reorganizations in naked, non-hemiketalized 1,2,3-tricarbonyl arrays³. Thus, initial addition of LiOH to the highly electrophilic C.9 ketone was thought to allow ring-chain tautomerization of the hemiketal linkage, exposing the ketone at C.10 to produce **A** (Scheme 1). A 1,2-acyl shift of C.8 to C.10 would then afford the hydroxy-acid **B**.



Alternatively, a sequence could be envisaged whereby the alkoxide **A'** generated at C.10 by LiOH would suffer a 1,2-ketol shift⁴ of C.11 to C.9, thereby affording an intermediate 7-membered lactone, which would presumably be saponified under the reaction conditions to **B'**. If the rearrangement proceeds thru the acyl shift mechanism "a", then decarboxylation of the intermediate hydroxy-acid **B** would result in the loss of the original C.9 carbonyl group as CO₂ to afford **C**. However, if the rearrangement proceeds thru the ketol shift mechanism "b", then decarboxylation would result in the net loss of the original C.10 hemiketal carbon as CO₂ to afford **C'**. Thus, a ¹³C labeling experiment of either C.9 or C.10 would distinguish between these two possibilities.

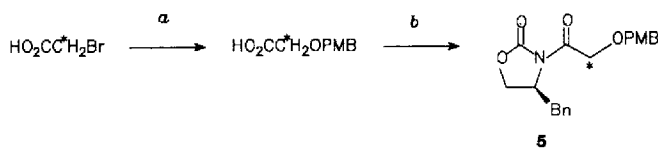
Scheme 1



Toward this end, the FK-506 derivative **4*** ¹³C-labeled at C.9 was prepared. The bis-triethylsilyl (TES) synthetic intermediate was used for this work, since retroaldol decomposition of FK-506 under basic conditions⁵ is effectively prohibited by a C.24 silyl ether protecting group⁶. The 99 atom % ¹³C enriched imide **5** was synthesized as shown in Figure 2. Treatment of the labeled imide **5** with triethylamine and di-n-butylboron triflate followed by aldehyde **6**⁷ gave the labeled aldol product **7** (90%). This compound was converted to the C.9-labeled FK-506 derivative **4*** as previously described⁷.

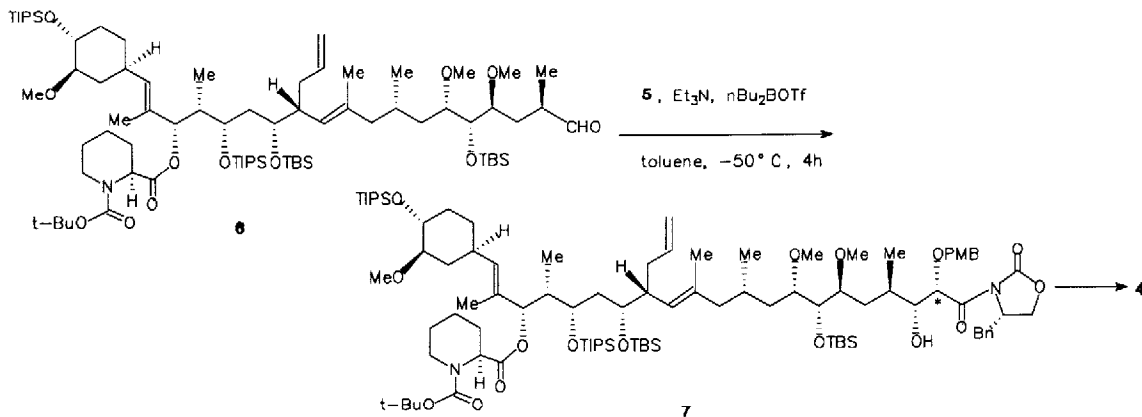
Treatment of an admixture of 99 atom % 4^* (11.3 mg) and unlabeled 4^8 (37.5 mg) with aqueous LiOH (1.08 equiv, THF, 0°C, overnight) followed by acidification with 0.1N citric acid and extractive workup gave the crude rearranged hydroxy acid 8^* (51.7 mg) labeled at the carboxylic acid group (δ_c 174, 171; minor, major rotamers respectively). The isomer of 8^* bearing the label at the quaternary carbon could not be observed at this point. Decarboxylation of the crude hydroxy acid 8^* with $Pb(OAc)_4$ then gave the nor-C.9 derivative 9 (39.6 mg, 83% from 4) bearing a small amount of the original label at the hemiketal carbon. Integration of the hemiketal resonance (97 ppm) of 10 (obtained by desilylation of labeled 9) vs. that of unlabeled 10 showed an approximately 60% enhancement of the hemiketal carbon integral from the labeled experiment.⁹ This indicates that approximately 3% of the original label is present at the hemiketal carbon¹⁰, implying 3% of rearrangement by the unexpected ketol shift mechanism "b". Thus the major pathway of the rearrangement appears to be thru the acyl shift mechanism "a", verifying our expectation.

Figure 2

* = ^{13}C enriched

a) 4-methoxybenzyl alcohol, NaH, toluene, 90 °C, 4h;

b) pivaloyl chloride, TEA, THF, 0 °C; then

(S)-4-Benzyl-2-oxazolidinone/*n*BuLi, -78 °C to 0 °C

References and Notes

- 1) Askin, D.; Reamer, R.A.; Jones, T.K.; Volante, R.P.; Shinkai, I. **Tetrahedron Lett.** 1989, 30, 671.
- 2) (a) Kino, T.; Hatanaka, H.; Hashimoto, M.; Nishiyama, M.; Goto, T.; Okuhara, M.; Kohsaka, M.; Aoki, H.; Imanaka, H. **J. Antibiot.** 1987, 1249.
(b) Kino, T.; Hatanaka, H.; Miyata, S.; Inamura, N.; Nishiyama, M.; Yajima, T.; Goto, T.; Okuhara, M.; Kohsaka, M.; Aoki, H.; Ochiai, T. **J. Antibot.** 1987, 1256.
- 3) Rubin, M.B. **Chem. Rev.** 1975, 75, 177.
- 4) See, for example: Danheiser, R.L. in "Strategies and Tactics in Organic Synthesis", Thomas Lindberg, ed., Academic Press, Inc. 1984, p. 54.
- 5) Tanaka, H.; Kuroda, A.; Marusawa, H.; Hatanaka, H.; Kino, T.; Goto, T.; Hashimoto, M.; Taga, T. **J. Am. Chem. Soc.**, 1987, 109, 5031.
- 6) Attempts to carry out the rearrangement on FK-506 directly (1 equiv. LiOH, THF, 0°C) did not give clean benzylic acid rearrangement.
- 7) Jones, T.K.; Mills, S.; Reamer, R.A.; Askin, D.; Desmond, R.; Volante, R.P.; Shinkai, I. **J. Am. Chem. Soc.** 1989, 111, 1157.
- 8) Prepared by triethylsilylation (TESOTf, 2,6-lutidine, CH₂Cl₂, 25°C) of natural FK-506.
- 9) To eliminate relaxation effects from nearby protons, a quantitative ¹³C spectrum was obtained using the inverse gated technique, with a recycle delay of 60 seconds.
- 10) The enriched starting admixture is 23 atom % ¹³C at C.9, a 21 fold (2100%) enrichment of the natural abundance (1.1%). Since the observed enhancement of the hemiketal carbon is 60%, this means that about 3% of original label remains.

(Received in USA 14 August 1989)